

# JVC

## SERVICE MANUAL

### COLOR TELEVISION

**AV-N29120<sub>/X</sub> / AV-N29120<sub>/AX</sub>**  
**AV-N29115<sub>/X</sub> / AV-N29115<sub>/AX</sub>**

BASIC CHASSIS

FV3

Supplementary

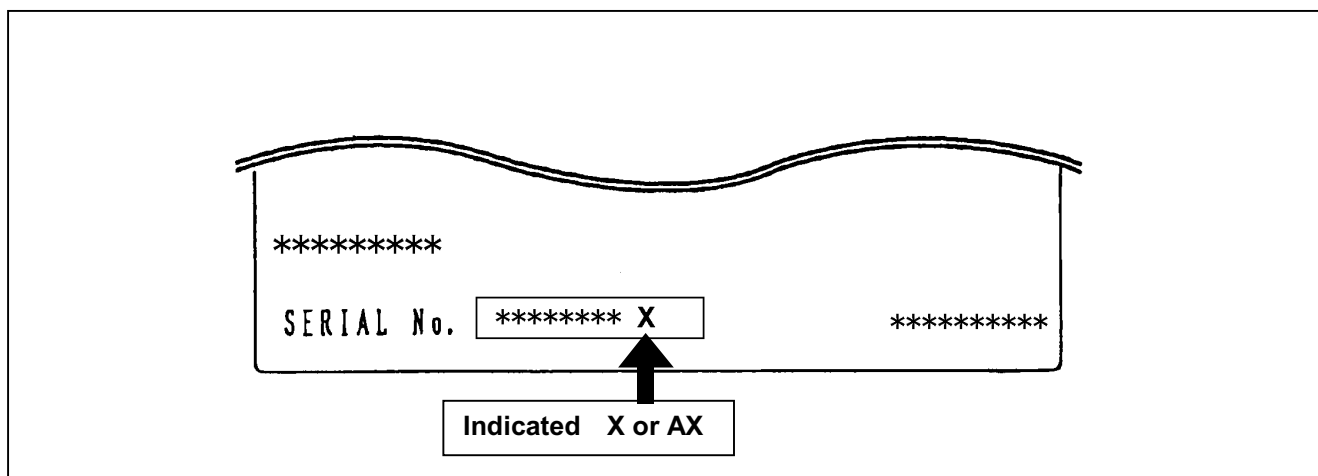
The following item for the A model were changed from those of the B model. Therefore, this service manual describes only the items which differ from those of the B service manual. For details other than those described in this manual, please refer to the B service manual (No.51716, Apr. 2000).

■ MODEL DIFFERENCE

A model	B model
AV-N29120/X, AV-N29120/AX AV-N29115/X, AV-N29115/AX	AV-N29120, AV-N29120A AV-N29115, AV-N29115A

## MODEL IDENTIFICATION

While referring to the illustration given below, identify model name on the rating label affixed to the rear cover.



## ■ DIFFERENCE PARTS LIST

### ● MAIN PWB PARTS LIST (Page30~37)

△	Ref. No.	Parts Number		Parts Name	Remarks
		AV-N29120 & AV-N29120A (No.51716)	AV-N29120/x & AV-N29120/AX (No.51716B)		
		SFV-1038A-M2	SFV-1056A-M2	Main PWB (AV-N29120/X)	Not Interchangeable
		SFV-1040A-M2	SFV-1057A-M2	Main PWB (AV-N29120/AX)	Not Interchangeable
	R1001	QRE121J-5R6Y	_____	C RESISTER	Delete
	R1005	QRG01GJ-121	_____	OM RESISTER	↑
	R1146	NRSA02J-273X	NRSA02J-562X	CHIP RESISTER	Not Interchangeable
	C1013	_____	NCB21HK-104X	CHIP C CAP.	Addition
	L1001	QQL03BJ-150Z	_____	PEAKING COIL	Delete
	IC1001	_____	AN7805F	I.C.	Addition
	D1002	MTZJ5.1B-T2	_____	CHIP ZENER	Delete
△	TU1001	QAU0069-001	QAU0199-001	TUNER	Not Interchangeable

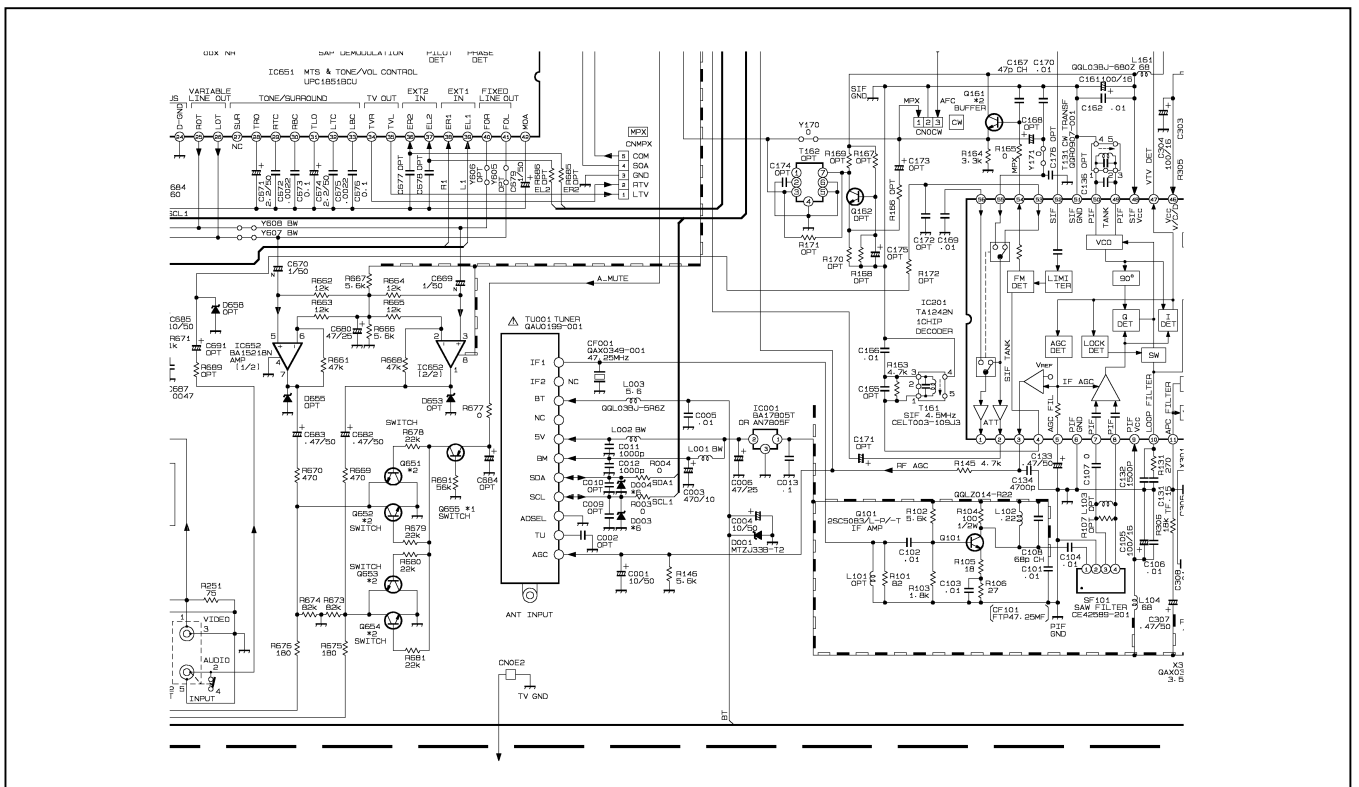

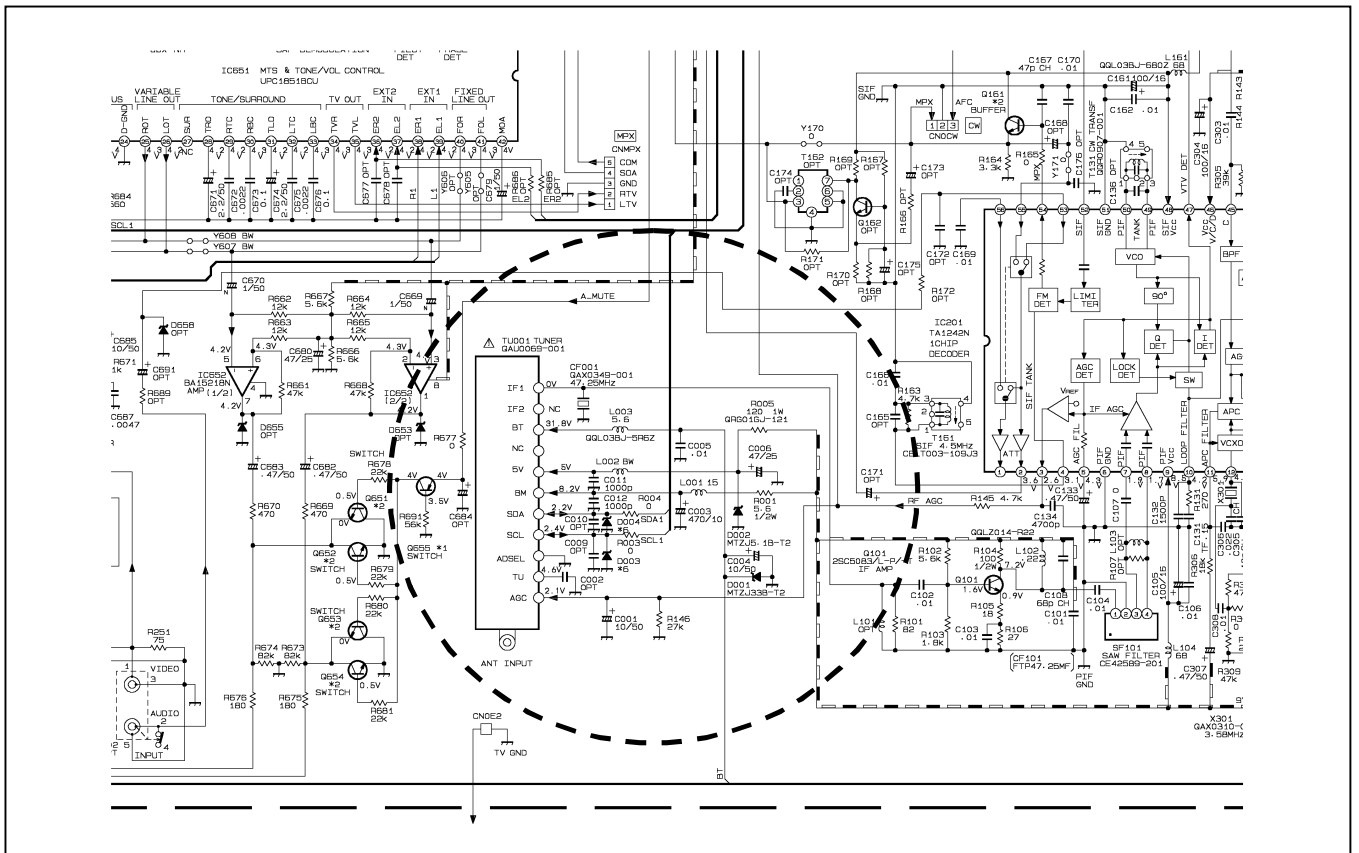
### ● MAIN PWB PARTS LIST (Page42~49)

△	Ref. No.	Parts Number		Parts Name	Remarks
		AV-N29115 & AV-N29115A (No.51716)	AV-N29115/x & AV-N29115/AX (No.51716B)		
		SFV-1039A-M2	SFV-1058A-M2	Main PWB (AV-N29115/X)	Not Interchangeable
		SFV-1041A-M2	SFV-1059A-M2	Main PWB (AV-N29115/AX)	Not Interchangeable
	R1001	QRE121J-5R6Y	_____	C RESISTER	Delete
	R1005	QRG01GJ-121	_____	OM RESISTER	↑
	R1146	NRSA02J-273X	NRSA02J-562X	CHIP RESISTER	Not Interchangeable
	C1013	_____	NCB21HK-104X	CHIP C CAP.	Addition
	L1001	QQL03BJ-150Z	_____	PEAKING COIL	Delete
	IC1001	_____	AN7805F	I.C.	Addition
	D1002	MTZJ5.1B-T2	_____	CHIP ZENER	Delete
△	TU1001	QAU0069-001	QAU0199-001	TUNER	Not Interchangeable

### ● PACKING (Page51)

△	Ref. No.	Parts Number		Parts Name	Remarks
		AV-N29115 (No.51716)	AV-N29115/x (No.51716B)		
△	6	LCT0787-001A-A	LCT0787-001B-A	INST BOOK	Not Interchangeable

Changed around the Tuner(Page 2-7,2-9)



# JVC

VICTOR COMPANY OF JAPAN, LIMITED

TELEVISION RECEIVER DIVISION 1106 Heta, Iwai-city, Ibaraki-prefecture, 306-0698, Japan

N29120X(MEM) #999 N29115X(MEM) #4  
N29120AX-MEM #999 N29115AX-MEM #999



Printed in Japan  
DP 0009  
DP1054